

Atlas 200 (209kw) SLM



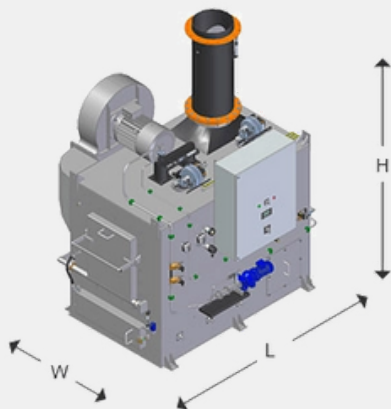
The 200 SLM is the most compact solution for burning solid and liquid waste with a high water content, (above 50%), suitable for smaller vessels, where space is limited, and where no waste sluice is required.

check picture

SPECIFICATIONS

DATA

Combustion Capacity (kW)	209	
Combustion Capacity (kcal/h)	180.000	
Combustion Capacity Solid Waste (IMO waste specification)	150 L/charge	<i>Waste sluice is not available for this incinerator type</i>
Combustion Capacity Liquid Waste (IMO standard is 20% water content)	20 l/h at 0% water content 24 l/h at 20% water content 40 l/h at 50% water content	



INCINERATOR DIMENSIONS

Width	1599 mm
Height	2152 mm
Length	1730 mm

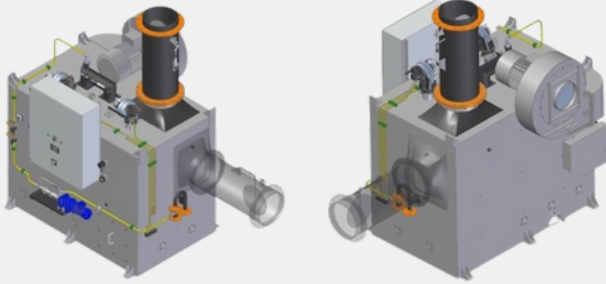
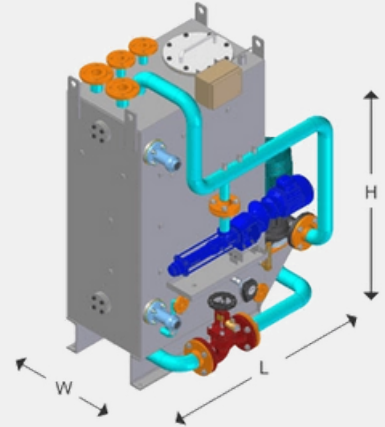
TANK DIMENSIONS

500 SP

Height 775 mm

Width 1610 mm

Length 1255 mm



FLUE GAS OUTLET ALTERNATIVES

In case of height restrictions in the incinerator room we can offer the 200 type incinerator with the outlet in the side as shown below.